

# Michigan Transfer Network Replacement Update

MACRAO College Articulation Committee

Wednesday, December 5, 2018

# Presenters

- Colleen Kibin, Eastern Michigan University
- Matt Zeig, Oakland University
- Erica Orians, Michigan Community College Association

# MTN Replacement Team

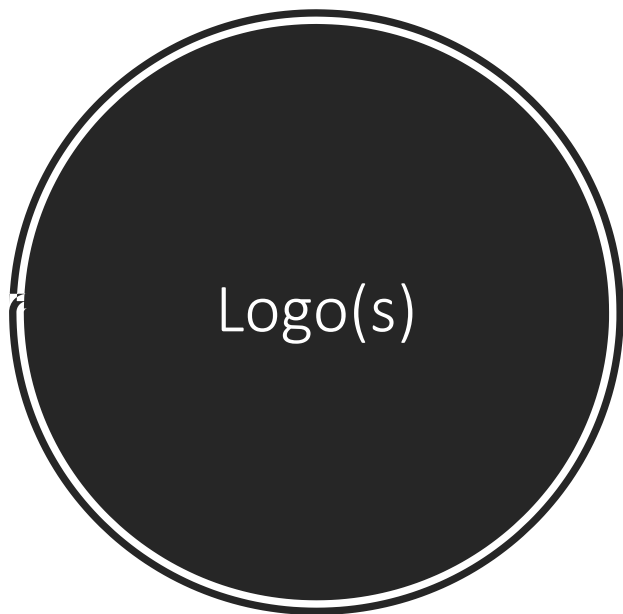
---

Oakland University	Tricia Westergaard
Macomb Community College	Carrie Jeffers
Michigan State University	Kristin Schuette
Oakland University	John Meldrum
Mott Community College	Cheryl Shelton
Oakland University	Theresa Rowe
Schoolcraft College	Laurie Kattuah-Snyder
Eastern Michigan University	Colleen Kibin
Siena Heights University	Cindy Sutherland
Muskegon Community College	Kelley Conrad
Northern Michigan University	Kim Rotundo



[dev.mittransfer.org](https://dev.mittransfer.org)

View live updates on the development site

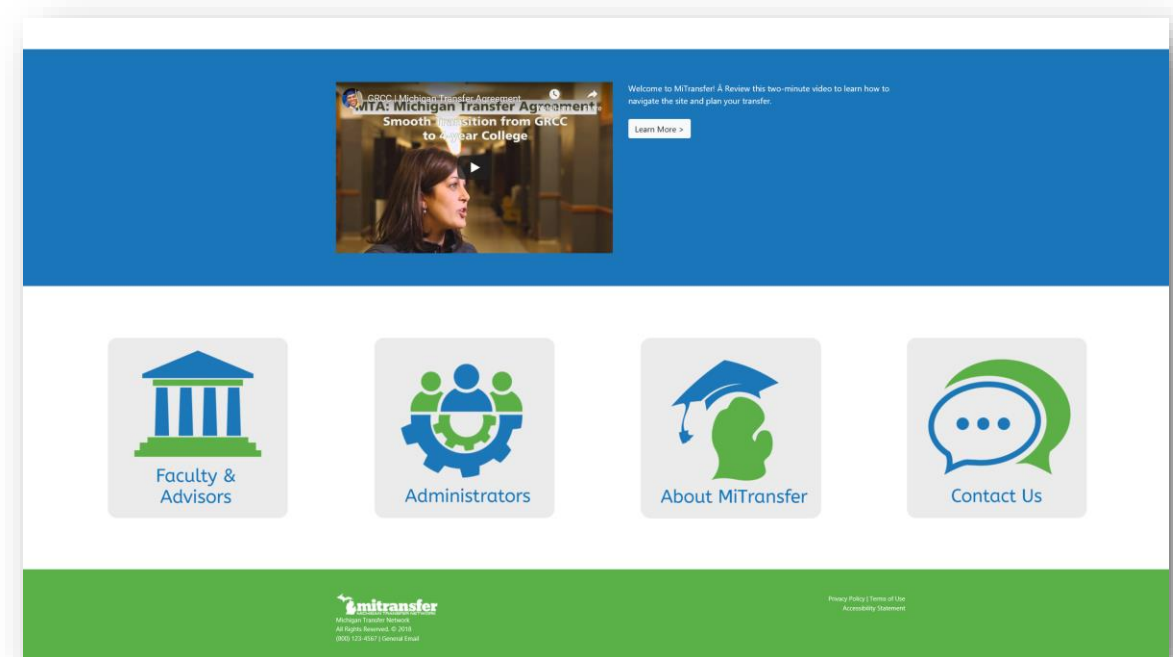


Base Fonts:  
Bevan Regular  
Brink Black Extended  
MetaPlusBlack-Roman

	C: 69	R: 89
	M: 5	G: 177
	Y: 100	B: 71
	K: 0	
HEX: #59b147		

	C: 85	R: 27
	M: 49	G: 118
	Y: 2	B: 185
	K: 0	
HEX: #1b76b9		

# Website Design



# Main Page Sections

Top Navigation

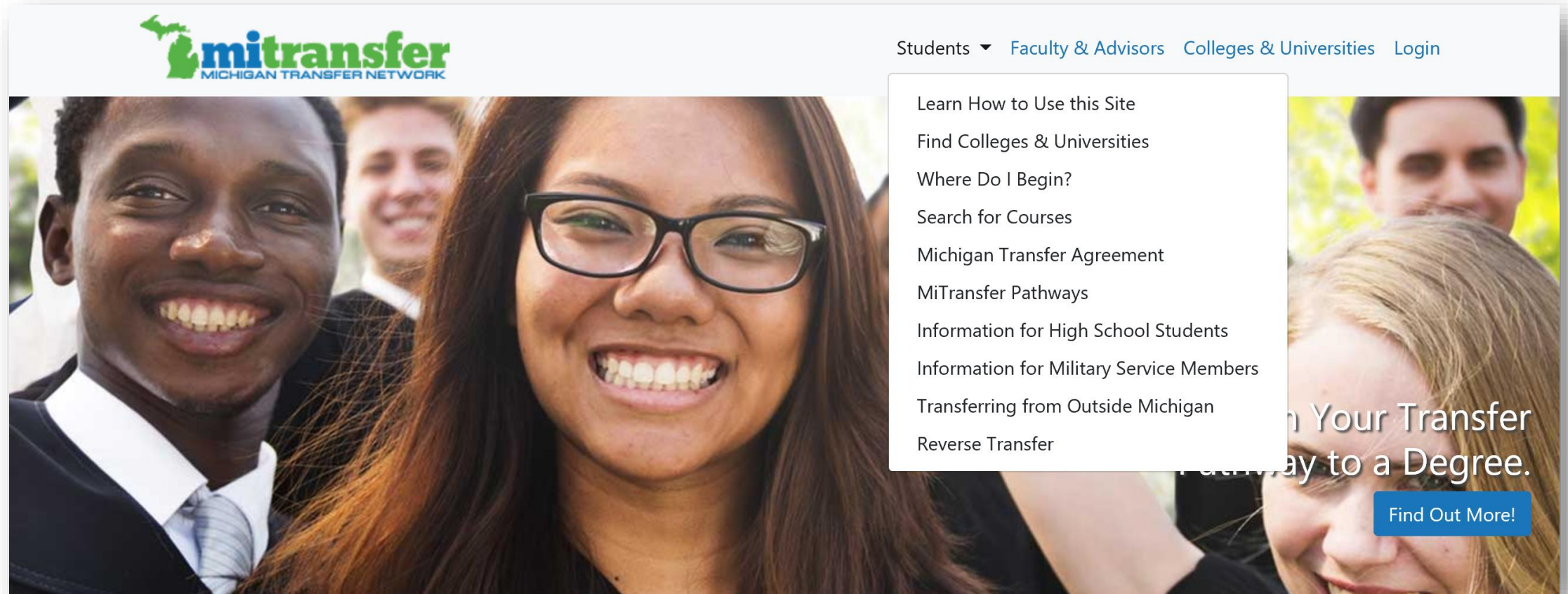
Student Menu

Video

Staff Menu



# Top Navigation





# Student Menu



## Plan Your Transfer

Learn more about transfer options and plan your pathway to completion.

[More >](#)

## Transfer Your Courses

Search for course equivalencies.

[More >](#)

## Michigan Transfer Agreement

Transfer your general education requirements.

[More >](#)

## MiTransfer Pathways

Transfer your associate degree.

[More >](#)

# Video



Welcome to MiTransfer! Â Review this two-minute video to learn how to navigate the site and plan your transfer.

[Learn More >](#)

# Staff Menu



Faculty &  
Advisors



Administrators



About MiTransfer



Contact Us



Michigan Transfer Network  
All Rights Reserved. © 2018  
(800) 123-4567 | General Email

[Privacy Policy](#) | [Terms of Use](#)  
[Accessibility Statement](#)

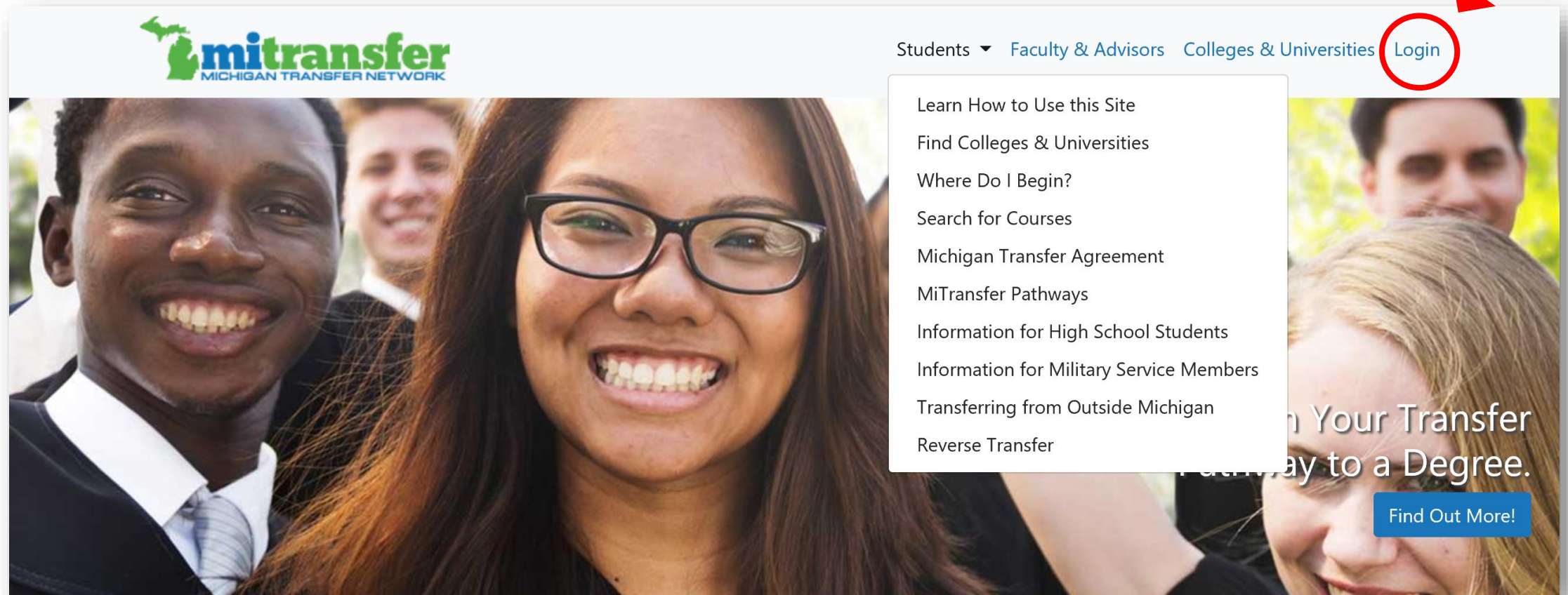
A large, dark, irregular ink blot with splatters on a white background. The blot is roughly circular but has many jagged, feathered edges. It is surrounded by numerous small, dark ink droplets and splatters of varying sizes, giving it a dynamic, hand-painted appearance. The text "Live Tour!" is centered within the dark area of the blot.

Live Tour!

Secure Site



# Secure Login



The screenshot shows the mitransfer Michigan Transfer Network website. The logo is in the top left. The navigation bar includes links for Students, Faculty & Advisors, Colleges & Universities, and a highlighted Login link. A dropdown menu is open under the Login link, listing various resources. A red arrow points to the Login link. The background features a large image of smiling students and a blue button labeled 'Find Out More!'.

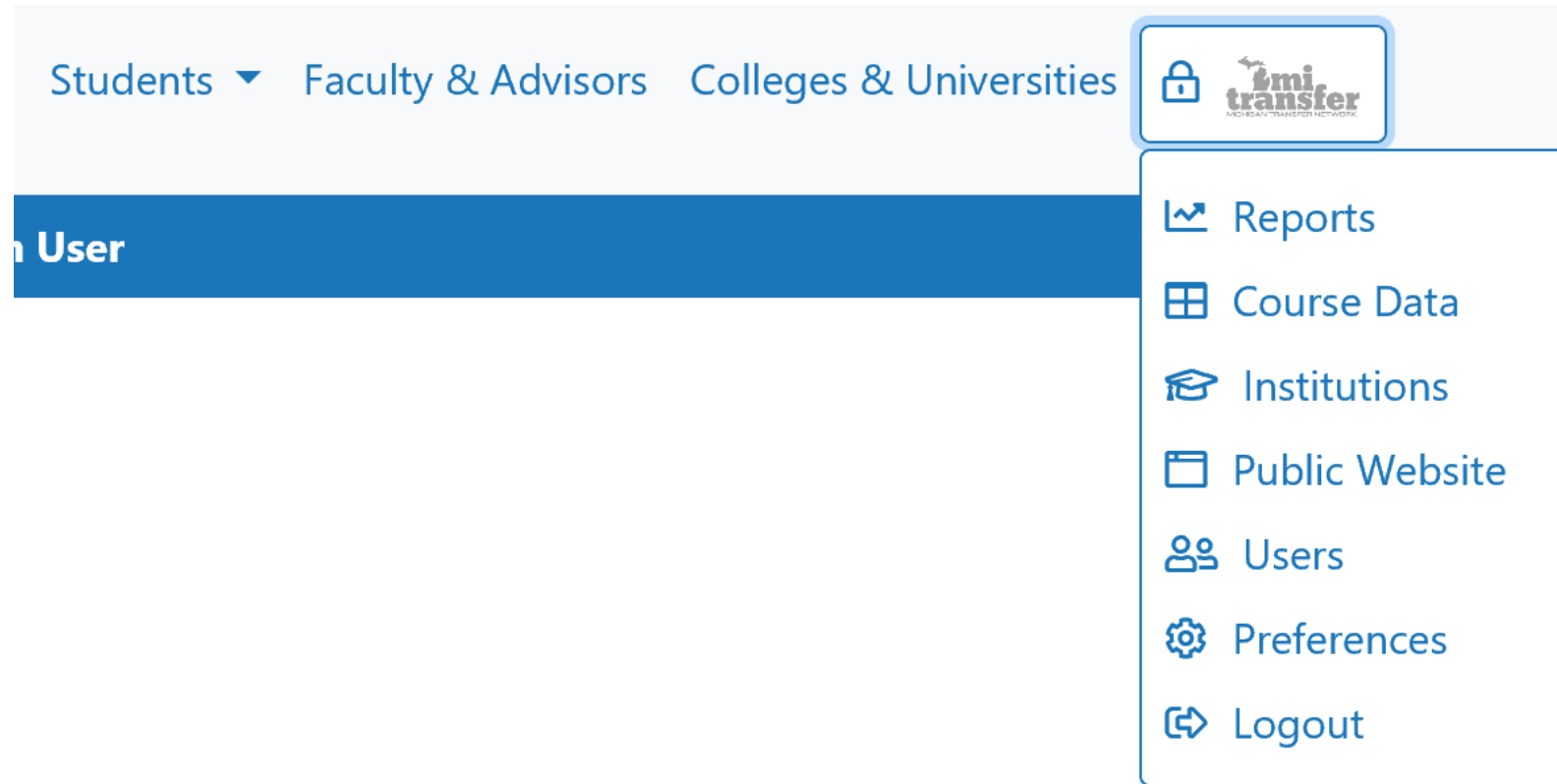
**mitransfer**  
MICHIGAN TRANSFER NETWORK

Students ▾ Faculty & Advisors Colleges & Universities **Login**

- Learn How to Use this Site
- Find Colleges & Universities
- Where Do I Begin?
- Search for Courses
- Michigan Transfer Agreement
- MiTransfer Pathways
- Information for High School Students
- Information for Military Service Members
- Transferring from Outside Michigan
- Reverse Transfer

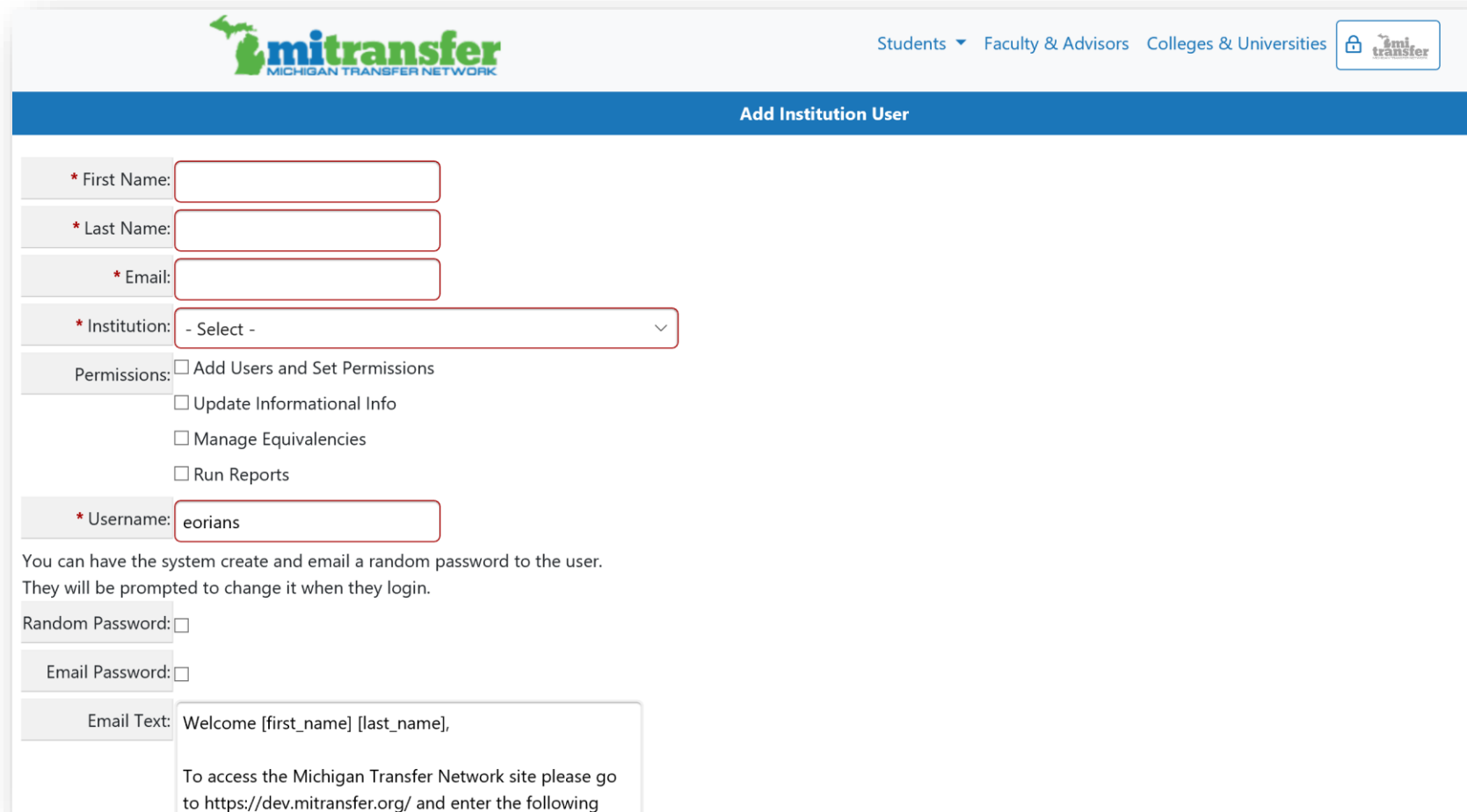
Find Out More!

# Secure User Options






# Add Users and Set Permissions



The screenshot shows the 'Add Institution User' form in the mittransfer system. The header includes the mittransfer logo and navigation links for Students, Faculty & Advisors, and Colleges & Universities. The form contains several input fields and checkboxes for user creation and permissions.

**mittransfer**  
MICHIGAN TRANSFER NETWORK

Students ▾ Faculty & Advisors Colleges & Universities 

**Add Institution User**

\* First Name:

\* Last Name:

\* Email:

\* Institution:

Permissions:

- ☐ Add Users and Set Permissions
- ☐ Update Informational Info
- ☐ Manage Equivalencies
- ☐ Run Reports

\* Username:

You can have the system create and email a random password to the user.  
They will be prompted to change it when they login.

Random Password: ☐

Email Password: ☐

Email Text:   
  
To access the Michigan Transfer Network site please go  
to <https://dev.mittransfer.org/> and enter the following

# Uploading Equivalency Data



Students ▾ Faculty & Advisors Colleges & Universities



## Course Data

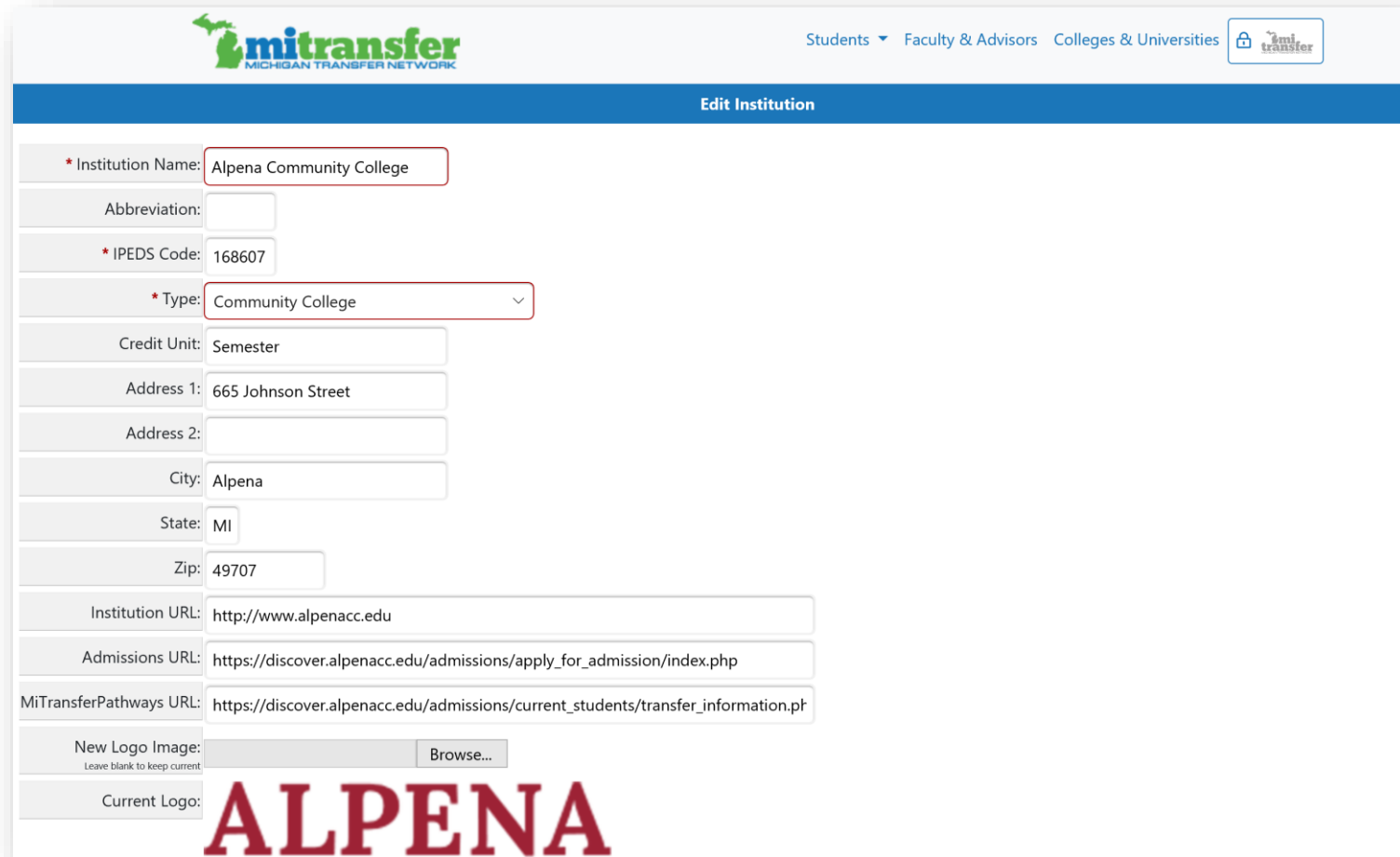
+ Filter

Review Changes and Push Staging Live

Upload Course Data

UPLOADED BY	INSTITUTION	FORMAT	TRANSFERS	ACCEPTS	ADDED	REMOVED	CHANGED	STATUS	ERRORS	UPLOADED ▾
Creed, John	Macomb Community College	Multi	14	25	1	1	1	Staging	0	11.21.2018 - 05:38 PM
Creed, John	Macomb Community College	Multi	14	25	0	0	0	Removed	0	11.21.2018 - 02:18 PM
Creed, John	Macomb Community College	Multi	14	25	0	0	0	Removed	0	11.21.2018 - 12:30 PM
Creed, John	Macomb Community College	Multi	14	25	1	1	1	Removed	0	11.21.2018 - 12:24 PM
Creed, John	Macomb Community College	Multi	14	25	0	0	0	Removed	0	11.21.2018 - 12:22 PM
Creed, John	Macomb Community College	Multi	14	25	1	1	1	Removed	0	11.21.2018 - 07:57 AM
Creed, John	Macomb Community College	Multi	14	24				Live	0	11.21.2018 - 07:56 AM

# Managing Institutional Information





The screenshot shows the 'Edit Institution' page on the miTransfer website. The form contains the following fields and values:

Field	Value
* Institution Name	Alpena Community College
Abbreviation	
* IPEDS Code	168607
* Type	Community College
Credit Unit	Semester
Address 1	665 Johnson Street
Address 2	
City	Alpena
State	MI
Zip	49707
Institution URL	http://www.alpenacc.edu
Admissions URL	https://discover.alpenacc.edu/admissions/apply_for_admission/index.php
MiTransferPathways URL	https://discover.alpenacc.edu/admissions/current_students/transfer_information.pl
New Logo Image	<input type="text"/> Browse...
Current Logo	ALPENA

The 'miTransfer' logo is in the top left, and navigation links for 'Students', 'Faculty & Advisors', and 'Colleges & Universities' are in the top right. A blue header bar contains the text 'Edit Institution'.

# Viewing Reports



Students ▾ Faculty & Advisors Colleges & Universities 

Reports

### By Receiving Institution ←

Designed to focus on equivalencies by Receiving Institution. Choosing Receiving Institution will show all of the Transfer Equivalencies for that Receiving Institution. You can further narrow down by Subject and Transferring Institution. Here is where you would go for all of your own equivalencies in one place.

[View Report](#)

### By Transferring Institution →

Designed to focus on equivalencies by Transferring Institution. Choosing Transferring Institution will show all of the Transfer Equivalencies for that Transferring Institution. You can further narrow down by Subject and Receiving Institution.

[View Report](#)

### Credit Hour ≠

Description coming soon...

[View Report](#)

### Equivalency Change ↔

Designed for comparisons between Staging and Live data. This will show New (Added) Equivalencies, Removed (Deleted) and Changed Equivalencies. This will help Institutions easily compare individual equivalencies for changes as well as improve overall reporting integrity.

[View Report](#)

### Student Search 🔍

All searches and the fields used are captured here for analytics. Currently a work in progress.

[View Report](#)

### Report Scheduling ✉

Setup report email schedules to send you reports at specified times. **Currently only available to admin while developing.**

[View Schedules](#)

A large, dark, irregular ink blot with splatters on a white background. The blot is roughly circular but has many jagged, feathered edges. It is a deep charcoal or black color. Numerous small, dark droplets and splatters are scattered around the main blot, particularly towards the top and right sides, giving it a sense of motion or a 'splashed' appearance. The overall effect is graphic and high-contrast.

Live Tour!

# Upcoming Project Activities

---

<b>January 2019</b>	<b>Upload Course Equivalency Testing</b>
<b>February 2019</b>	<b>Add Users and Set Permissions</b>
<b>February- March 2019</b>	<b>Add Institutional Information</b>
<b>Now- April 2019</b>	<b>Page Updates</b>
<b>March - April 2019</b>	<b>User Testing and Feedback</b>
<b>March - April 2019</b>	<b>Student Focus Groups and Feedback</b>
<b>March – May 2019</b>	<b>Training</b>
<b>May 2019</b>	<b>Go Live</b>

# Questions and Discussion